


Downloading Rosetta Stone to a tablet/iPad

First time user set up

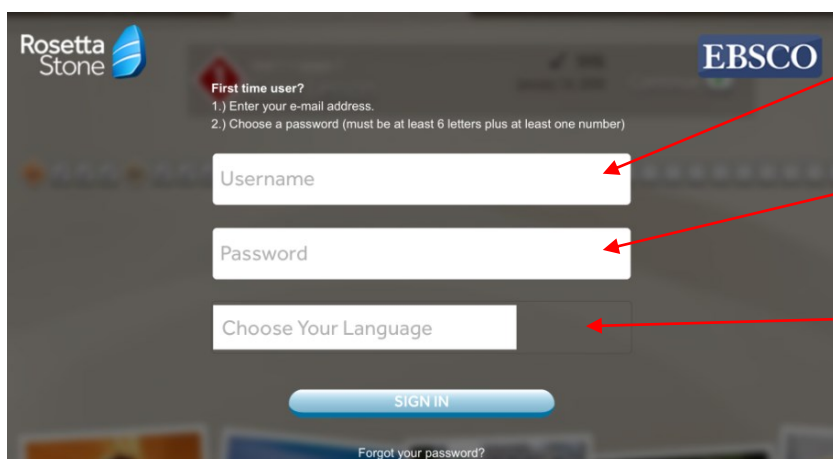
1. Go to your app store and download Rosetta Stone.



2. In your tablet's browser (Safari, Chrome, Silk, Browser) go to **www.vigo.lib.in.us**.

Click on "Information & Reference."

Click on "Rosetta Stone."



3. Type in your email address in the first line.

Create a password that you will remember.

Click in the gray part of the "Choose Your Language" box.

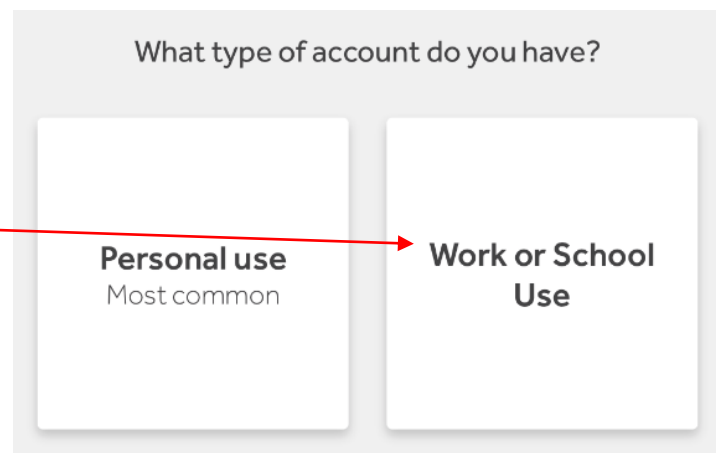
Choose your language.

Click Sign in.

4. Go to your home screen, and click on your Rosetta Stone app.

Click on "Sign in."

Then choose "Work or School Use."



Username

Password

Namespace s9075322

Your namespace is the first part of your login URL.
Password is case-sensitive.

5. On the next screen, type in your email address, your Rosetta Stone password, and the Namespace

Namespace is: s9075322

Click "Sign In." (Top Right)

Bonjour ! French

UNIT 1
Language Basics

UNIT 2
Greetings and Introductions

UNIT 3
Work and School

UNIT 4
Shopping

Level 01

Rosetta Stone

6. Here is where you can start your lessons.

Click on a Unit to begin. The first time you select a unit, you can select your focus: Reading and Writing or Speaking and Listening.

If you need to change your focus, click on the settings icon in the bottom right and select "Lesson Settings."